

Walpole Community Power Survey

Friday, December 03, 2021

60

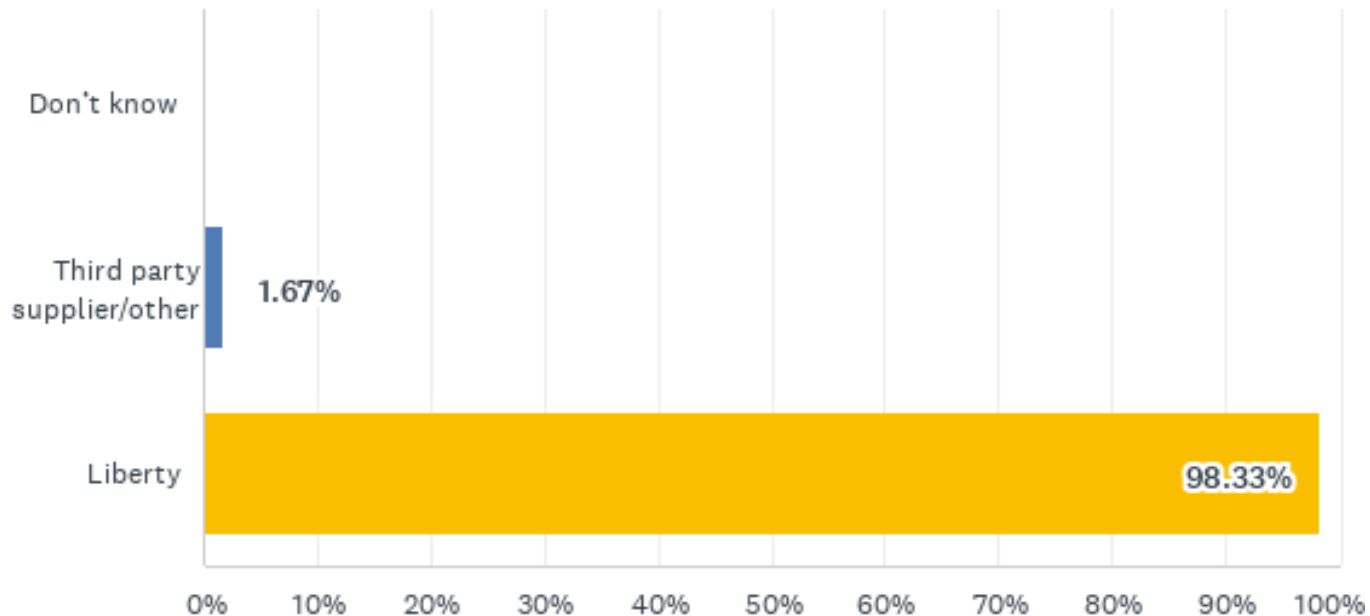
Total Responses

Date Created: Tuesday, October 12, 2021

Complete Responses: 60

Q1: Who is your electricity supplier? Check your electric bill if you are unsure.

Answered: 60 Skipped: 0



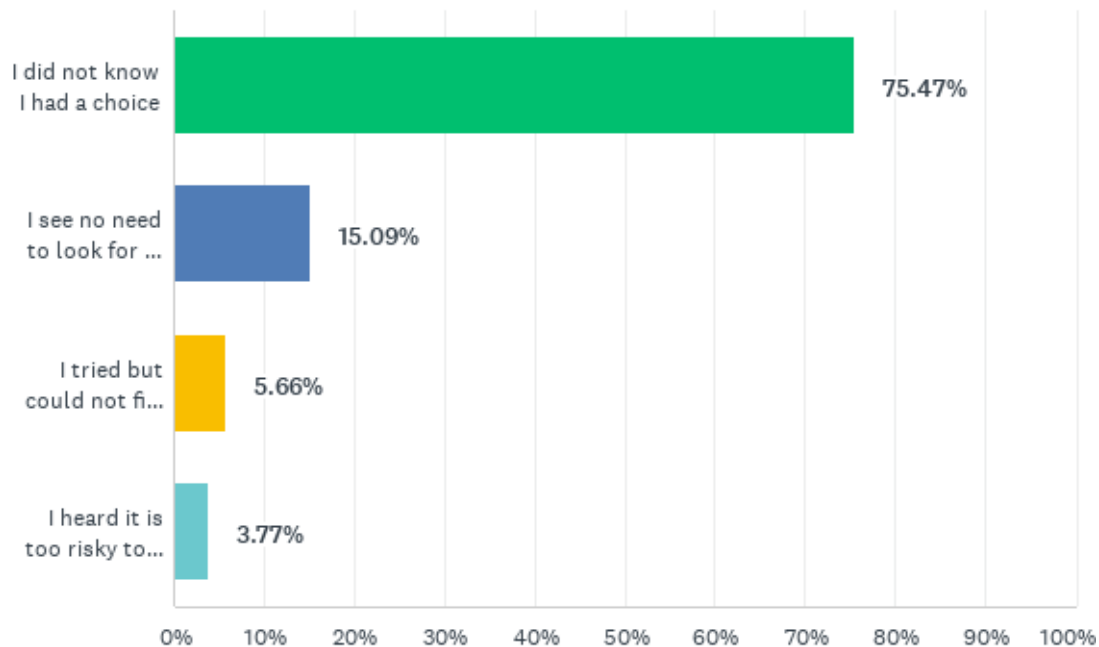
Q1: Who is your electricity supplier? Check your electric bill if you are unsure.

Answered: 60 Skipped: 0

ANSWER CHOICES	RESPONSES	
Don't know	0.00%	0
Third party supplier/other	1.67%	1
Liberty	98.33%	59
TOTAL		60

Q2: If your answer to question 1 was Liberty, why did you stay with Liberty? Check all that apply

Answered: 53 Skipped: 7



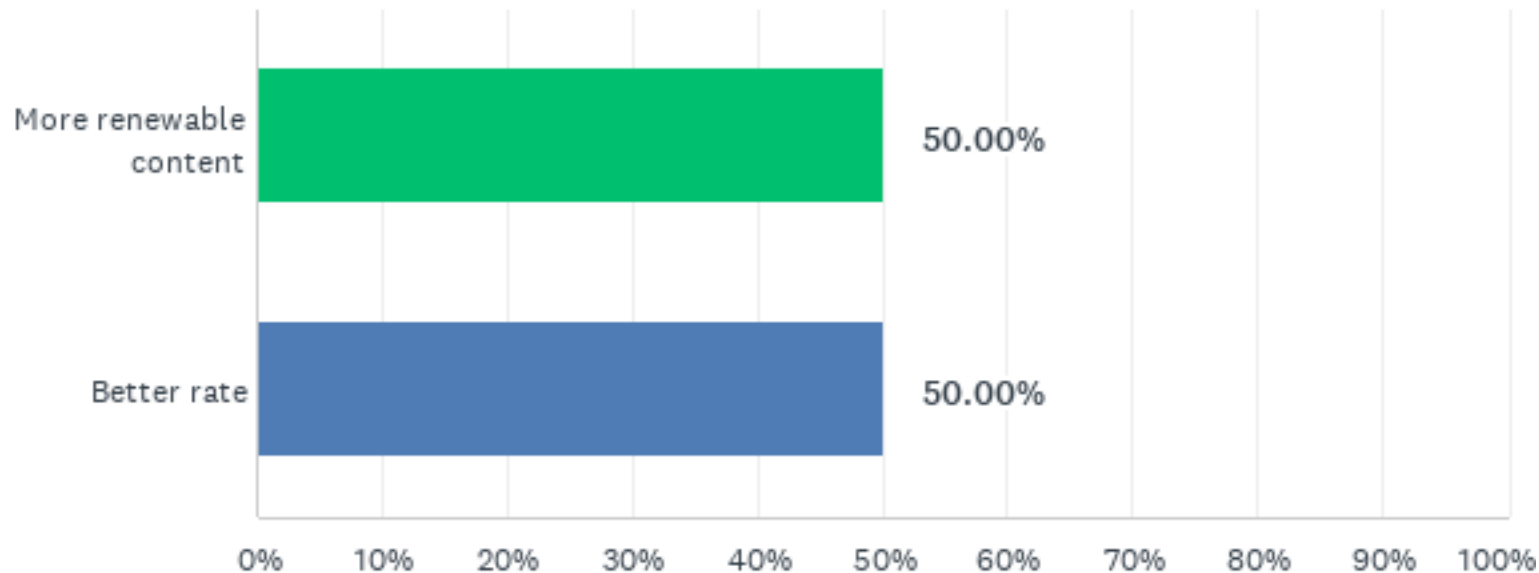
Q2: If your answer to question 1 was Liberty, why did you stay with Liberty? Check all that apply

Answered: 53 Skipped: 7

ANSWER CHOICES	RESPONSES	
I did not know I had a choice	75.47%	40
I see no need to look for a different supplier	15.09%	8
I tried but could not find good rates	5.66%	3
I heard it is too risky to switch	3.77%	2
TOTAL		53

why did you choose a supplier other than Liberty? Check all that apply

Answered: 2 Skipped: 58



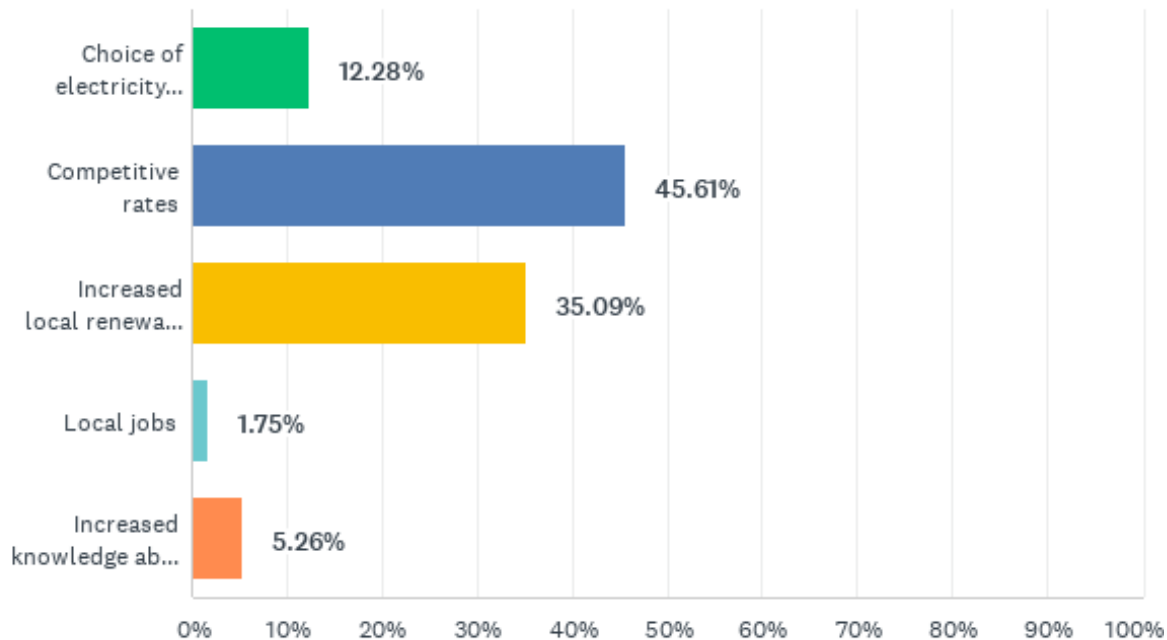
why did you choose a supplier other than Liberty? Check all that apply

Answered: 2 Skipped: 58

ANSWER CHOICES	RESPONSES	
More renewable content	50.00%	1
Better rate	50.00%	1
TOTAL		2

Q4: What would you want a Community Power Program to bring to Walpole? Check all that apply

Answered: 57 Skipped: 3



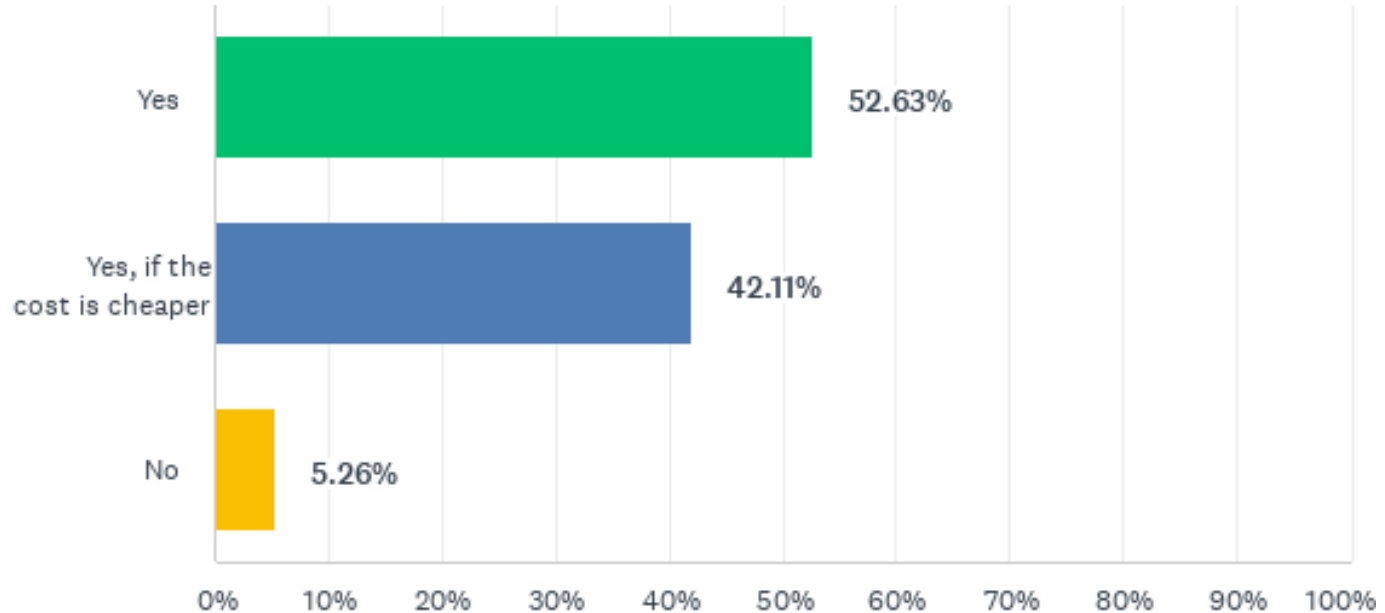
Q4: What would you want a Community Power Program to bring to Walpole? Check all that apply

Answered: 57 Skipped: 3

ANSWER CHOICES	RESPONSES	
Choice of electricity options	12.28%	7
Competitive rates	45.61%	26
Increased local renewable energy	35.09%	20
Local jobs	1.75%	1
Increased knowledge about energy and how to reduce costs	5.26%	3
TOTAL		57

Q5: Several New Hampshire communities have municipal energy goals. Would you be in favor of Walpole doing the same?

Answered: 57 Skipped: 3



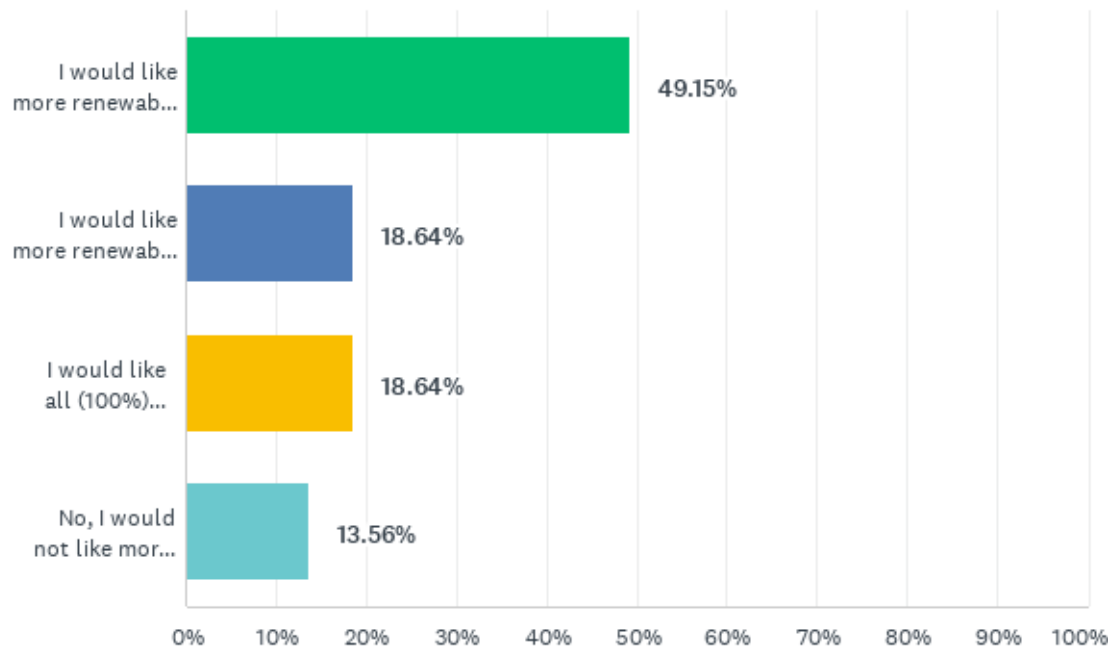
Q5: Several New Hampshire communities have municipal energy goals. Would you be in favor of Walpole doing the same?

Answered: 57 Skipped: 3

ANSWER CHOICES	RESPONSES	
Yes	52.63%	30
Yes, if the cost is cheaper	42.11%	24
No	5.26%	3
TOTAL		57

Q6: Are you interested in adding more renewable energy to your electricity supply?

Answered: 59 Skipped: 1



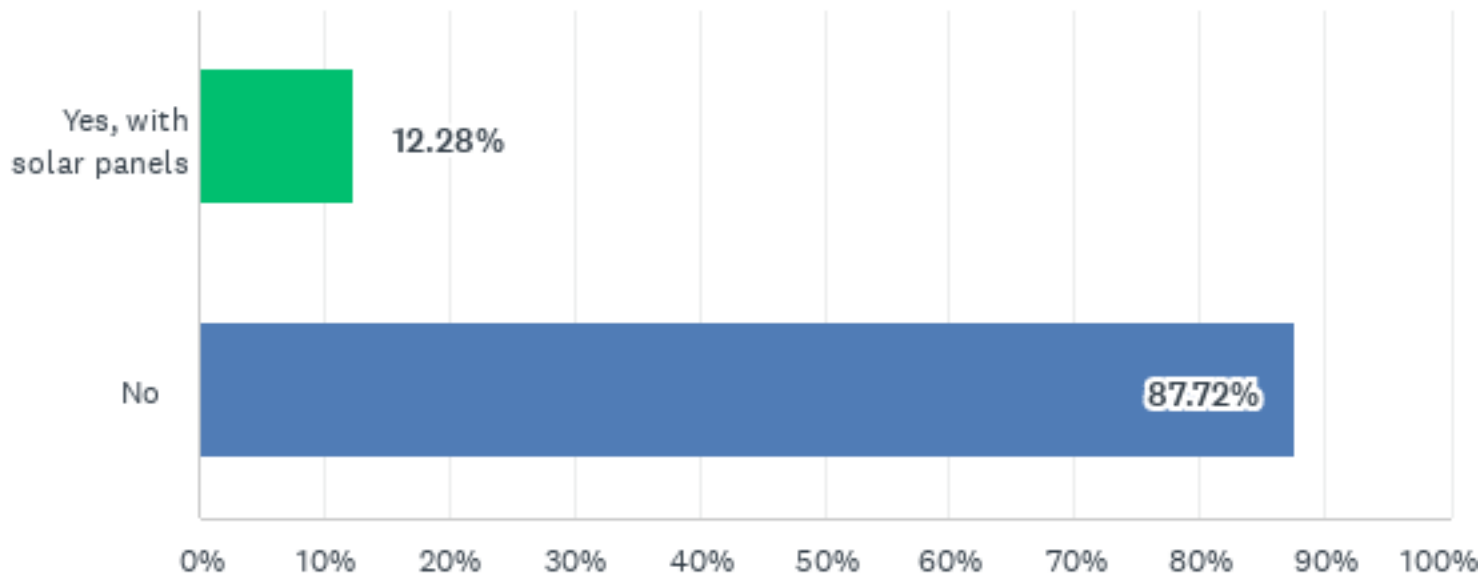
Q6: Are you interested in adding more renewable energy to your electricity supply?

Answered: 59 Skipped: 1

ANSWER CHOICES	RESPONSES	
I would like more renewable energy if I can still pay about the same as I pay today	49.15%	29
I would like more renewable energy and I am willing to pay more	18.64%	11
I would like all (100%) renewable energy and am willing to pay more	18.64%	11
No, I would not like more renewable energy	13.56%	8
TOTAL		59

Q7: Do you generate your own electricity with solar panels or another method?

Answered: 57 Skipped: 3



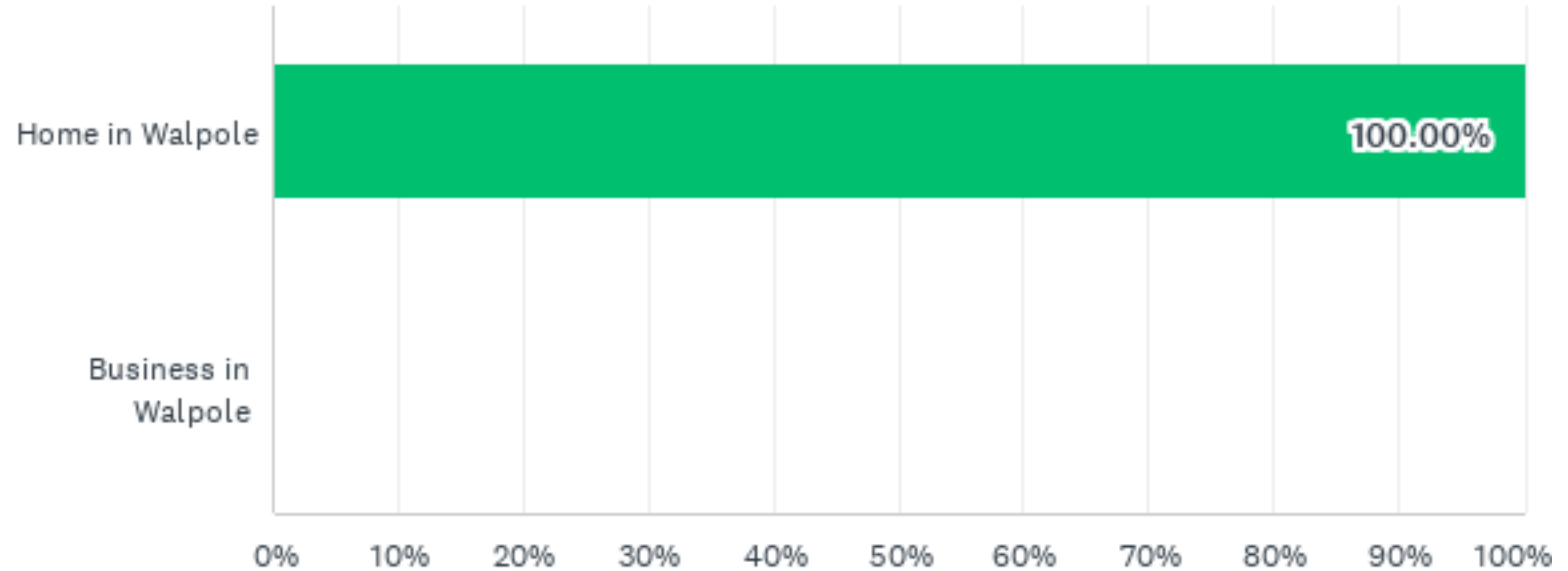
Q7: Do you generate your own electricity with solar panels or another method?

Answered: 57 Skipped: 3

ANSWER CHOICES	RESPONSES	
Yes, with solar panels	12.28%	7
No	87.72%	50
TOTAL		57

Q8: I am responding for a

Answered: 58 Skipped: 2



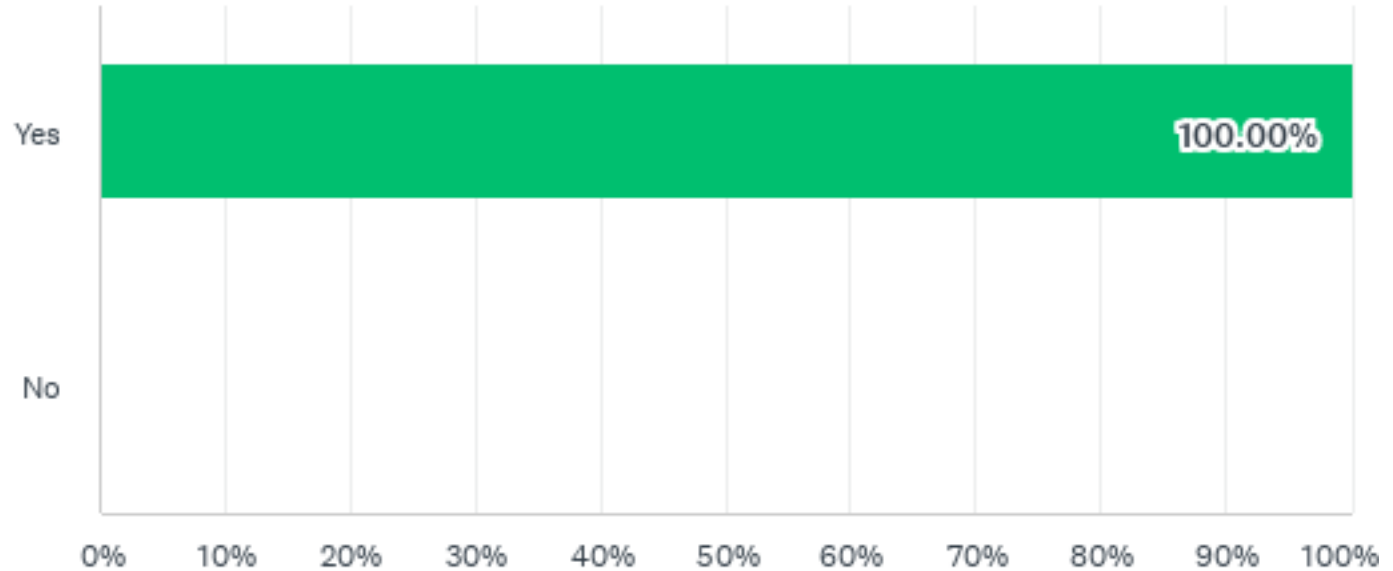
Q8: I am responding for a

Answered: 58 Skipped: 2

ANSWER CHOICES	RESPONSES	
Home in Walpole	100.00%	58
Business in Walpole	0.00%	0
TOTAL		58

Q9: Does your household pay the electric utility bill?

Answered: 59 Skipped: 1



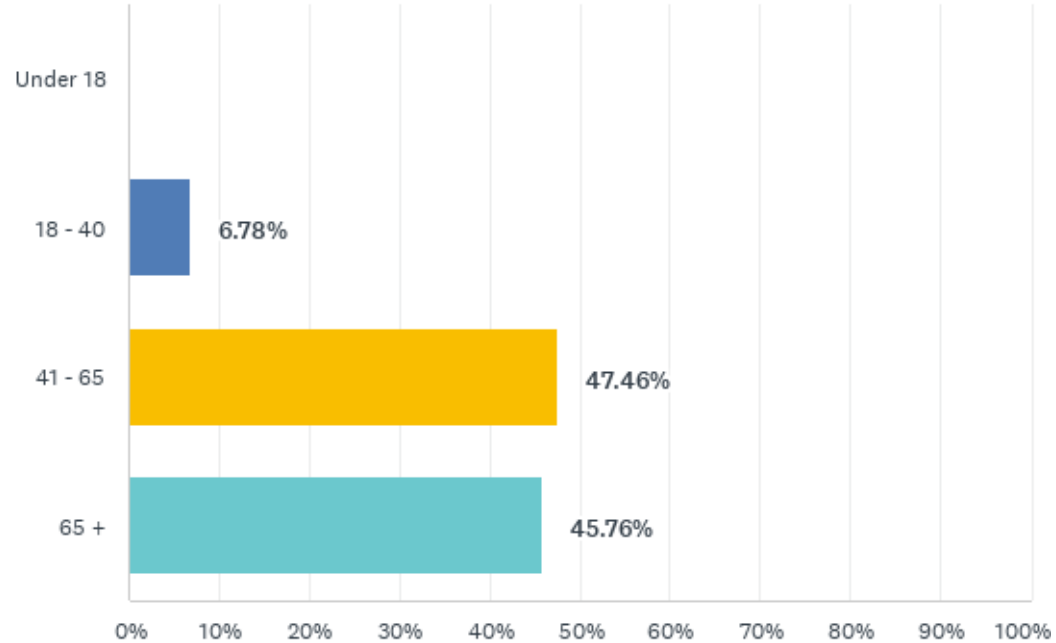
Q9: Does your household pay the electric utility bill?

Answered: 59 Skipped: 1

ANSWER CHOICES	RESPONSES	
Yes	100.00%	59
No	0.00%	0
TOTAL		59

Q10: Which matches your age?

Answered: 59 Skipped: 1



Q10: Which matches your age?

Answered: 59 Skipped: 1

ANSWER CHOICES	RESPONSES	
Under 18	0.00%	0
18 - 40	6.78%	4
41 - 65	47.46%	28
65 +	45.76%	27
TOTAL		59